

Kimberly\* Nail-Gales  
Ecology & Environmental Science  
GHS Room B200



Here is the list of things I have in place to help all my students succeed.

- I offer **tutoring** sessions after school on Tuesdays when were on campus, and I'll have **daily office hours** virtually.
- Most missing or incomplete assignments can be made up (or bought up) to a **late grade of up to 50.**
- Most of my materials are on my **webpage** so everyone is welcome to get notes, worksheets, etc., early if they'd like- so they can finish at home and just focus in class.
- ECOLOGY: The **textbook is online**, also on my website, but additionally I may have some books available. If students (or their parents) would like; the kids simply have to ask to sign one out.
- ENVIRONMENTAL SCIENCE: Each student is required to have a **textbook checked out to use at home.**
- For most chapters **study guides** are already posted on my web page, so students can get those as well to start studying early. (Additionally, for some chapters, completing this study guide is occasionally worth 10 to 15 points to the test).
- Also available are **tons of videos** on my website to help with content knowledge, as well as millions available on the Internet through keyword search.
- I have **Remind.com** available to sign up for- that lets both parents and students know when there's homework or projects due (see below for the number).
- I am always available through **e-mail** to answer any further questions you or your student may have.

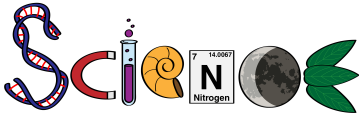
WebSite: [Nail-GalesScience.weebly.com](http://Nail-GalesScience.weebly.com)

Remind.com Text message Alerts:

Environmental Science: text @Envsc20-21 to 81010

Ecology: text @Ecol20-21 to 81010

Email: [KNailGales@scsk12.org](mailto:KNailGales@scsk12.org)



Kimberly\* Nail-Gales  
Ecology & Environmental Science  
GHS Room B200



### **Study and Learning TIPS for PARENTS**

Here are some interesting study tips I've learned over my 20 years of teaching- that ALL parents can use to help their students:

We have a mantra in my class that we use so often, the kids can repeat it with me... "Anything not completed in class is automatically expected and *required* to be completed for homework."

I've added this part recently... "The teacher is absolutely 100% allowed to take-up an assignment at *any* time- even if she hasn't told you about it ahead of time."

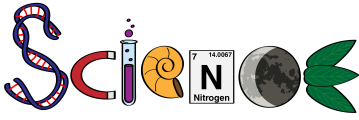
Learning and understanding these two concepts will help most students get a handle on their base-line average. Because completing all the homework allows them to:

1. Practice with the material so they better understand the concepts.
2. Familiarize themselves with the vocabulary and the "book-speak" that they'll see on the tests.
3. Easy 100s to "stack their average" just in case the tests are a little harder and they wind up with a few lower grades.

Whenever and as often as possible check your student's grades through PowerSchool. Small little slip-ups can turn huge and overwhelming very quickly. It's pretty easy to make-up 1 or 2 zeros... but 6 or 7 is nearly impossible and a giant headache for everyone, especially your student.

Keep up with when your student has tests and quizzes and take the time to go over the material with them to help them prepare. Yes, this is high school and they're becoming independent- but they're not quite there yet. (You don't have to understand the material- just read their notes and ask them some questions.)

You'll be surprised how close your relationship becomes as you spend this time together.



Kimberly\* Nail-Gales  
Ecology & Environmental Science  
GHS Room B200



Here is the list of things I have in place to help all my students succeed.

- I offer **tutoring** sessions after school on Tuesdays when were on campus, and I'll have **daily office hours** virtually.
- Most missing or incomplete assignments can be made up (or bought up) to a **late grade of up to 50.**
- Most of my materials are on my **webpage** so everyone is welcome to get notes, worksheets, etc., early if they'd like- so they can finish at home and just focus in class.
- ECOLOGY: The **textbook is online**, also on my website, but additionally I may have some books available. If students (or their parents) would like; the kids simply have to ask to sign one out.
- ENVIRONMENTAL SCIENCE: Each student is required to have a **textbook checked out to use at home.**
- For most chapters **study guides** are already posted on my web page, so students can get those as well to start studying early. (Additionally, for some chapters, completing this study guide is occasionally worth 10 to 15 points to the test).
- Also available are **tons of videos** on my website to help with content knowledge, as well as millions available on the Internet through keyword search.
- I have **Remind.com** available to sign up for- that lets both parents and students know when there's homework or projects due (see below for the number).
- I am always available through **e-mail** to answer any further questions you or your student may have.

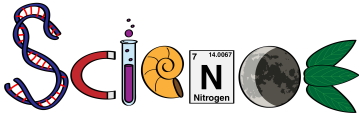
WebSite: [Nail-GalesScience.weebly.com](http://Nail-GalesScience.weebly.com)

Remind.com Text message Alerts:

Environmental Science: text @Envsc20-21 to 81010

Ecology: text @Ecol20-21 to 81010

Email: [KNailGales@scsk12.org](mailto:KNailGales@scsk12.org)



Kimberly\* Nail-Gales  
Ecology & Environmental Science  
GHS Room B200



### **Study and Learning TIPS for PARENTS**

Here are some interesting study tips I've learned over my 20 years of teaching- that ALL parents can use to help their students:

We have a mantra in my class that we use so often, the kids can repeat it with me... "Anything not completed in class is automatically expected and *required* to be completed for homework."

I've added this part recently... "The teacher is absolutely 100% allowed to take-up an assignment at *any* time- even if she hasn't told you about it ahead of time."

Learning and understanding these two concepts will help most students get a handle on their base-line average. Because completing all the homework allows them to:

4. Practice with the material so they better understand the concepts.
5. Familiarize themselves with the vocabulary and the "book-speak" that they'll see on the tests.
6. Easy 100s to "stack their average" just in case the tests are a little harder and they wind up with a few lower grades.

Whenever and as often as possible check your student's grades through PowerSchool. Small little slip-ups can turn huge and overwhelming very quickly. It's pretty easy to make-up 1 or 2 zeros... but 6 or 7 is nearly impossible and a giant headache for everyone, especially your student.

Keep up with when your student has tests and quizzes and take the time to go over the material with them to help them prepare. Yes, this is high school and they're becoming independent- but they're not quite there yet. (You don't have to understand the material- just read their notes and ask them some questions.)

You'll be surprised how close your relationship becomes as you spend this time together.